

HOW TO DEVELOP ORDERLINESS

Discover the true meaning of ORDERLINESS

I. What is ORDERLINESS?

vs. Confusion

ORDERLINESS is

Bringing everything within my jurisdiction into conformity with the purposes for which it was created.



The meaning of orderliness:

The word *orderliness* presupposes design and function. A table setting is orderly or disorderly, depending upon how it fulfills the function of being an aid to eating. Thus the forks, knives, and spoons are put on the table and placed in a position where they can be most effectively used. For them to be thrown in a pile on the table or used as part of a delicate centerpiece would be disorderly, regardless of how interesting the arrangement would look.

In the late 1500s the word *order* was used as a military term to describe the formation of an army. The term came to be used as a verb as well when *orders* were given to get in battle formation.

Order was later applied to civilian life and identified those who shared a common vocation or responsibility. As a verb, *order* was used to express the assignment of a duty or conferment of a position. Cleanliness, punctuality, and priorities are all applications of orderliness.

There is a special sense of fulfillment when a person conquers disorder and gives functional purpose to his areas of responsibility, because this is what God did at Creation when He brought light and order out of darkness and void.

Satan's primary objective is to violate God's original Creation design in every area of our lives—resulting in confusion, perversion, and destruction.

II. How does God require ORDERLINESS?

1. Be orderly before God.

The head maintains order throughout the body. We are commanded to “. . . grow up into him in all things, which is the head, even Christ” (Ephesians 4:15).

2. Be orderly before your parents.

Parents are to maintain order in the lives of their children, who are to learn and demonstrate order with the attitude of a willing servant, for “... the heir, as long as he is a child, differeth nothing from a servant, though he be lord of all” (Galatians 4:1).

3. Be orderly before your conscience.

Our consciences will inform us whether our thoughts and actions are in line with truth: “Order my steps in thy word: and let not any iniquity have dominion over me” (Psalm 119:133).



4. Be orderly before your teachers and elders.

God requires order in learning and in His house: “Let all things be done decently and in order” (I Corinthians 14:40).

5. Be orderly before your civil authorities.

Submission is a military term which involves voluntarily lining up in order under authority. *“Submit yourselves to every ordinance of man for the Lord’s sake...” (1 Peter 2:13).*

6. Be orderly before your en

Orderliness will increase efficiency and productivity, which will please your employer. We are commanded to *“... please them well in all things ...” (Titus 2:9).*

III. How did Jesus demonstrate Orderliness?

1. Order with God.

Christ arranged His daily schedule to be with His Heavenly Father first so that God might order the rest of His day. (See Mark 1:35.)

2. Order with parents.

Christ’s orderly care of each item in His home and carpentry shop is reflected in His parable of the lost sheep. (See Matthew 18:12-13.)

3. Order with conscience.

Jesus organized His entire life around the purposes of His birth under the direction of His Heavenly Father. (See John 17:4.)

4. Order with elders.

Jesus went to every city in God’s timing and in harmony with the prophecies, which were read in the synagogues. (See Luke 4:16-21.)

5. Order with rulers.

The life of Jesus began with His registration in the census and concluded with the official orders to guard His tomb. (See Luke 2:1.)

6. Order with employers.

Jesus demonstrated the kind of orderliness that employers look for when He fed the 5,000 and gathered up the fragments. (See Luke 9:14-17.)

“But when the fullness of the time was come, God sent forth his Son, made of a woman, made under the law” (Galatians 4:4).

IV. How is purpose in life discovered and fulfilled by ORDERLINESS?

God is a God of order. His orderliness is seen in every area of His Creation. There is order to the stars, the seasons, the plants and animals, and the intricately fashioned systems of our bodies.

If we are to be in proper fellowship with God, we must understand orderliness in ourselves and our surroundings and carry it out on a daily basis.

God has designed order in history with its definite beginning and definite conclusion—which will involve the judgment of all mankind and the eternal reward of Heaven or consequence of hell.

It is by our seeing this time-line of history that we understand how we relate to it and what our purpose in life should be. By recognizing our place in history, we are able to organize our priorities and make wise decisions regarding the way we spend time, money, and effort.



GOD'S ORDER AND PURPOSE IN HISTORY

Since Creation, God's goal has been to raise up Godly families.

Sin corrupted the world; God preserved families through Noah.

God promised to bless every family through Abraham's seed.

Through David's descendants came the line of Christ.

Christ taught how families are to live together in love and truth.

All believers are to proclaim truth and encourage Godly families.


John foresaw that people, families, and nations will all be judged.

Raising up a Godly seed is only one of God's purposes through history. His primary purpose is the plan of redemption, and His desire is that none should perish, but that all should come to repentance. As we dedicate our lives to His purposes, we will find outward order and inward peace.



V. Who in history demonstrated ORDERLINESS?

1. Adam, when he classified the animals



It is significant that the first task God gave to man was to establish order within his jurisdiction. God gave Adam an area of responsibility within the Garden of Eden and jurisdiction over every living thing in the world. Adam superintended the Garden of Eden, and he classified all living things in the earth.

The classifications that Adam made were in harmony with the order of God and the purposes of each creature. His organization of the animals provided the basis for the best mathematical system—one that uses sets and subsets for numbering and organization. (Read Genesis 2:8-20.)

2. Solomon, when he established his kingdom

The young king, who could have had anything his heart wished for, pleased God by asking for wisdom and understanding so he could lead the nation. God then brought to him an unexpected test.

Two harlots asked him to settle a dispute as to which one of them was the real mother of a baby. He could have said, "I am too busy for you now," but he understood that orderliness is not only structure without, but peace within a kingdom. He gave a wise command which revealed the true mother, and when all the people heard it, they submitted to his leadership. (Read I Kings 3:16-28.)



3. Nehemiah, when he rebuilt the walls



Nehemiah understood the purposes for which God established the nation of Israel and the city of Jerusalem. Thus, when he heard that the walls were broken down and enemies plundered the city at will, he wept, fasted, and prayed. Then he purposed to reestablish orderliness in the city. He knew that the first step was securing the perimeter.

He assigned sections of the wall to the families and groups who lived next to it and then worked with them to see the job to completion. The task that looked impossible

was accomplished in just fifty-two days, and the jurisdiction of the city was regained. (Read the book of Nehemiah.)

VI. Which members of our bodies require ORDERLINESS?

1. Brushing and Flossing Teeth

Within twenty minutes after we eat, bacteria in the mouth produce acids which attack the teeth and gums. Plaque is a substance made up of these acids, food debris, and other matter, and if it is allowed to form, it will erode tooth enamel, and cavities will develop. Fillings are then required. Regular brushing and flossing in a systematic, orderly manner will prevent tooth decay and gum disease.

2. Resting Eyes

Prolonged use of the eyes without adequate light or periodic rest will produce eyestrain and loss of clear vision. It is especially important for children to read larger print (at "least 12 points) and to "have sufficient light from behind them. Eyes can be rested from close work by looking at distant objects at regular intervals. Adequate sleep is also required.

3. Washing Hair

Every day, oils build up in the follicles from which the hair grows out of the scalp. If this oil is not washed away, it fills up the pores, becomes hard, and then hinders new hair growth. Some of the consequences of not washing the hair every two or three days include dandruff, scalp irritation, hair thinning, and eventual loss of hair.

4. Bathing

The skin is one of the cleansing organs of the body, as impurities are eliminated from the body through the pores of the skin. These impurities must be washed away with daily cleansing. If such cleansing is neglected, the immediate result will be an offensive odor, and the ultimate consequence can be infection and disease.

VII. How is mathematics based on ORDERLINESS?

- **Mathematics arranges orderly sets.**

A set is a group of people, objects, or ideas which have one or more things in common. A *set* of dishes, for example, goes together because the dishes share the attributes of color, style, and maker.

Numbers are actually symbols which represent sets. The number 1 represents a single object. Adding another object to the set called 1 creates a new set called 2. The set 2 is made up of two *subsets* of 1. Each time we combine sets, they become subsets and form one new set.

- **Mathematics requires orderly operations.**

Mathematics is the study of sets and their relationships. The usefulness of mathematics is based on the consistency with which sets are affected by *operations* such as addition, subtraction, multiplication, and division.

- **Mathematics uses orderly symbols.**

Using an orderly set of mathematical symbols such as "+," "-", "x," and "÷," along with numbers which are actually symbols for sets of objects, mathematicians can communicate with each other. Even though languages vary among nations, the language of mathematics is the same throughout the world.

- **Mathematics defines God's order.**

Consistent principles in God's creation can be defined in mathematical formulas. For example, the formula $l \times w \times h = v$ symbolizes that the length (l) of a room, multiplied by its width (w), and multiplied by its height (h) will always reveal the volume (v) of the room.

Today, we can have almost instant communication worldwide because of the orderliness of mathematics. Sounds and pictures are “described” in a mathematical language of 1’s and 0’s called *the binary system*. Electrical impulses carry these numbers around the world, where formulas are then used to interpret the 1’s and 0’s into *digitized* copies of the sounds and pictures they represent.

VIII. How does the chipmunk demonstrate ORDERLINESS?

- **The chipmunk arranges its work to maximize efficiency and minimize danger.**

The primary work of the chipmunk is to gather food for the long winter months. This task could require many trips to and from its burrow, because it must carry its load in its cheek pouches. However, because of its orderliness, the chipmunk is able to keep the number of trips to a minimum.

The chipmunk knows that each time it enters or exits its underground home, it runs the risk of revealing its location and itself to the eyes of watchful predators who see it as a potential meal.

When the chipmunk discovers a source of nuts, corn, wheat, or sunflower seeds in the field or forest, it could stuff a dozen or so kernels of corn in its cheek pouches and carry them back to its storeroom. Instead, it carefully arranges each kernel in one pouch and then the other, so it is able to carry thirty kernels of corn in one trip! It does the same with wheat and other food.

- **The chipmunk’s home has a place for everything, and everything is in its place.**

The chipmunk’s home consists of three to six storage compartments, bedrooms, a toilet room, and a nursery. There is also a “listening post” near the entrance, which allows it to detect the slightest hint of danger outside. Each function is carried out in the place assigned for it.

- **The chipmunk maintains cleanliness and avoids danger to its health and life.**

Cleanliness is a necessary part of orderliness for the chipmunk. As it digs out its home, it carries the dirt far away from the entrance, thereby avoiding a muddy pathway in rainy weather and removing telltale piles of dirt that would signal its location to a predator.

The chipmunk also brings dry grass and other absorbent materials into its toilet room and then carries them out when they are saturated. This precludes a strong odor’s developing in the lair, which would be a further evidence to enemies lurking above.

- **The chipmunk practices sanitation with its food to avoid spoilage.**

As soon as the chipmunk detects any mold or moisture in its grain, it will carry the spoiled food out of the nest. The chipmunk is aware that mold spreads quickly, and, if it is not dealt with immediately, it will wipe out the provisions for the winter. If a flood occurs in its home, the chipmunk will carry all the food out to let it dry, or it will start over again if the food cannot be salvaged.

The chipmunk will use the same orderliness in carrying the food out as it did in carrying it in, in order to minimize the number of trips.

IX. HOW TO BE ORDERLY

1. How to Be Orderly With God

Honor God’s design of time divisions.

God divided time into days, nights, weeks, months, seasons, and years. We honor His design by going to bed at an early hour, waking up at an early hour, doing all our work in six days, resting on the seventh day, and observing the seasons of springtime and harvest in nature and in our lives. (Read Genesis 1-3.)

Learn God’s requirements for order.



God's standards for orderliness are so far above our standards that we could never attain them, yet He still requires them of us. His standards are contained in His Law, which is found in the Bible. (Read Exodus 20-23 and Deuteronomy 5-7.)



Establish God's order in your life.

Because of Adam's sin, every person is "out of order" with God from birth. Even our good works are out of order because of our willful violation of His Laws. However, He has made provision for our redemption by sending the Lord Jesus Christ to pay the price for our sin. We can be saved by repenting of our sin and receiving Him. Here is a prayer you can follow: "Dear God, I know that I am a sinner and deserving of eternal judgment. Right now, I do repent of my sins and receive Jesus Christ as my personal Savior." (Read Romans 10:9-13.)

Have an orderly Bible-reading schedule.

The Bible is similar to a menu—each part is valuable for spiritual nourishment, and the variety of content makes it interesting. It is also God's "love letter" to believers and should be read in its entirety. The Bible is compared to milk for a newborn child and is therefore intended to be read on a daily basis.

One orderly method to use to begin your day is to read the chapter of Psalms that corresponds to the day of the month, and then every thirtieth chapter thereafter. Thus, on the tenth day of the month, you would read chapters 10, 40, 70, 100, and 130. By also reading a chapter of Proverbs each day, you will be able to complete the Psalms and Proverbs each month.

Follow God's design for food.

God did not design us to live for food, but rather to eat food to live. Food is not meant to be our master, but our servant. To maintain control of appetites, it is wise to observe a scheduled time of fasting each week. Your day of rest is an excellent day for fasting. (Read Isaiah 58.)

Establish an orderly prayer life

Peter went to the house of God each day at the same time for prayer. Daniel prayed three times a day by his bedroom window, and David said, "Evening, and morning, and at noon, will I pray..." (Psalm 55:17). Find a prayer closet and meet the Lord daily.

Establish habits of cleanliness.

God gave strict standards to His people about washing themselves and their clothes after touching anything that was unclean. Our bodies are the Temples of the Holy Spirit. Establish a regular program of personal hygiene.



2. How to Be Orderly With Your Parents

Honor your parents' possessions.

Your home is under the jurisdiction of your parents. All the furnishings belong to them, except those things which have been specifically given to you. Respect your parents' possessions. Do nothing to damage them. Never take any of them without full permission from both parents. "Whoso robbeth his father or his mother, and saith, It is no transgression; the same is the companion of a destroyer" (Proverbs 28:24).

Make a list of all your belongings.

Write out a complete inventory of all your possessions, listing them by sets and subsets. Realize that you are responsible for the care and condition of each item.



Dedicate all your possessions to God.

In a special prayer, tell God that you are now turning over the ownership of everything you have to Him. From now on, you will not claim anything as your own, but you will view each item as actually belonging to God and as being entrusted to you for your care and wise use. You then become a steward for God.

Evaluate your use of each item.

The things that are entrusted to our care are to be used to accomplish the work of God. For those items no longer being used or rarely used, we should consider the parable of the talents. One servant was given five talents, and he used them to make five more.



Another was given two talents, and he used them to make two more. A third servant was given one talent, but he buried it.

When the master returned, he rebuked this unfaithful servant, took his one talent, and gave it to the one who had ten. How many useful things have you “buried” in your closet or drawers? If you are faithful in little, God will give you much. (See Matthew 25:14-30 and Luke 16:10-12.)

Provide a place for each item.

Orderliness requires that you have a place for everything and that everything be in its place. Provide more shelf or storage space if necessary. If space is limited, reduce the number of items to only those that are absolutely needed. Label shelves and boxes.

Use each item as designed.

The key to orderliness is using each item only for its intended purpose. Note the following examples:

Item	Used for	Not for
Chair	To sit on	Not to stand on or put clothes on
Bed	To sleep on	Not to jump on or pile things on
Floor	To walk on	Not a catch-all for unused items
Dresser	For clothes	Not a haphazard storage place
Towel	To dry self	Not to shine shoes or wash floor
Light	To aid sight	Not to leave on when not used
Desk	To work on	Not a display of past projects
File	For records	Not for unusable information
Bookcase	For books	Not for unsightly clutter
Money	For needs	Not for self-indulgences
Dirt	For outside	Not for carpets inside

Finding new, useful purposes for possessions is being resourceful. Using possessions for wrong purposes is being destructive. It is especially important when using your parents’ possessions to carefully use them as they were intended.

Return items to their places after use.

Orderliness is maintained by developing the habit of not letting an item out of your hand until you return it to its rightful place. This practice eliminates the double effort of picking it up later and returning it to its place. It also precludes the need for major times of cleanup, as things out of place tend to attract other things out of place.

Make your bed as soon as you get up.

An unmade bed is an invitation to get back into it, the first step toward a messy room, a continual discouragement to your mother, and a source of frustration to a roommate or a future marriage partner.

Work for order and harmony in your family.

When you master orderliness with your possessions, you will become aware of any disorder in the belongings of your brothers or sisters or parents. It would be out of order for you to tell them to pick up their things. You could ask them if they would like you to pick up things for them, but if they refuse your offer, assure them by your attitude that they are still your best friends, whatever they do with their belongings. Then continue to be an example of orderliness, and pray for them. “... Study to be quiet, and to do your own business, and to work with your own hands, as we commanded you” (I Thessalonians 4:11).



Cooperate with your family's schedule.

Order in the home is built around a schedule of meals and other events. Never be late for these activities. If you are talking to friends, let them see by your example that your family is a God-given priority and that you will continue your conversation with your friends after meeting your responsibilities to your family. Be available after meals for cleanup and other household chores to show your appreciation and your commitment to family order.

Honor each family member's jurisdiction.

God has given your father the authority to give overall direction for the family and your mother the authority to work out practical steps to carry out that direction. He has given each person in the family responsibility for his time and possessions. Do not borrow things, and do not ask one parent for privileges that you know the other parent would not give you. Respect older brothers and sisters.

3. How to Be Orderly With Conscience

Categorize God's Law by topics.

Gather together all the verses that refer to the areas of common weaknesses, such as gossip, jealousy, pride, slothfulness, lying, covetousness, anger, lust, or ungratefulness. Use this listing as a proper basis to learn the fear of the Lord. ". . . By the fear of the Lord men depart from evil" (Proverbs 16:6). (Use a Bible Concordance to look up key words.)

Order your plans to guard your conscience.

God defines iniquity as our doing our own will, even if it involves good works. (See Matthew 7:22-23 and Isaiah 53:6.) If your conscience raises questions about any of your plans, you can be quite sure that they are iniquity. A further indication is that you begin to ask people other than your authorities what they think of your plans. Make David's prayer yours: "Order my steps in thy word: and let not any iniquity have dominion over me" (Psalm 119:133).

Have an orderly method of self-examination.

Regular times of spiritual examination are so important for our success that God established the communion table to make sure that this examination is carried out on a regular basis. (See I Corinthians 11:28-32.) A medical checkup involves a routine list; so should a spiritual checkup. Part of the list should be: "Am I in harmony with God, my parents, my conscience, my teachers and elders, my employers, my government authorities, and my friends?"



4. How to Be Orderly With Teachers

Demonstrate order in penmanship.


The degree to which statements are attractively written and displayed is an indication of how highly they are esteemed. When your note-taking from the teaching you receive is done with neat handwriting, it is not only easy for you and others to reread it, but it is also helpful in organizing and filing your notes properly.

Neat handwriting also fulfills the spirit of the instruction to

"... give the more earnest heed to the things which we have heard, lest at any time we should let them slip" (Hebrews 2:1).

Enhance order with reverence.

Whenever there is a learner-teacher relationship, the teacher is always encouraged to be more orderly and effective in his presentation when there is a spirit of reverence and receptivity in the learners. Reverence will be expressed by the learners' demonstrating the character quality of attentiveness to the one speaking. Attentiveness involves sitting up, leaning forward, looking at the speaker, taking appropriate notes, not moving around, not talking out of turn, and not causing any other distractions.



Show order in your dress.

When you attend a meeting in which learning is to take place, dress as neatly as you can. Neat dress will help you be more alert to what you hear. Casual dress tends to produce casual attitudes, and sloppy dress communicates a spirit of disorder and disrespect.

Arrive at meetings early.

When you arrive for a meeting, there are usually people to greet, news items to exchange, a seat to be selected, and other details that require attention. Arrive a few minutes early; otherwise, you will tend to cause disorder in the meeting.

Be orderly in giving.



Scripture is very clear in emphasizing that those who teach are worthy of financial reward. God gives an orderly schedule by which offerings are to be given: "Upon the first day of the week let every one of you lay by him in store, as God hath prospered him ..." (I Corinthians 16:2). God also prescribes an orderly amount of at least 10 percent. He promises to bless those who give generously and sacrificially, for "... God loveth a cheerful giver" (II Corinthians 9:7).



Follow God's order in discipline.

Divisions and factions within a group are the greatest causes of disorder. Never gossip about another, which means telling private information to those who are not part of the problem or part of the solution. If wrongs have been committed, follow the Scriptural guidelines of discipline through the elders. (See Matthew 18:15-20.)

5. How to Be Orderly With Government


Make your home a community example.

Public officials are ministers of God, and, therefore, God instructs us to pay taxes for their support. Taxes are based on the value of property within the jurisdiction of the government leaders. Therefore, it is an important aspect of honoring God's ministers to maintain the condition and appearance of your home. Orderly maintenance precludes the need for major and costly repairs.



Observe the order of all traffic laws.

When it comes to driving a car, orderliness on the highway is a matter of life and death. Honor the regulations that make traffic order possible. Keep your vehicle properly registered, and keep your registration and insurance papers in order. Obey all speed limits, signal your turns, stop on the yellow light, maintain one car-length between you and the vehicle ahead for every ten miles per hour, wear your seat belt, watch for traffic signs, and be alert for any disorderly drivers.



Keep records the government requires.

There are many papers that are important in our relationship with the government. These include such things as birth certificates, driver's licenses, vehicle registrations, vehicle insurance and title papers, property deeds, wills and testaments, financial records, records for deductions, health reports, passports, and educational records. Maintain orderly files for safe and ready access to these papers.

Make orderly appeals to government.

When officials make a decision that you do not believe is just or proper, go directly to them with your concerns, and make a wise, orderly presentation of your reasons. Never join a disorderly demonstration to produce a show of power or force. Doing so would not only violate the law but would also cause government officials to bring harsh judgment against you. "The king's wrath is as the roaring of a lion; but his favour is as dew upon the grass" (Proverbs 19:12).

Comply with codes to maintain order.

Health, safety, and building codes create order within a community. Where there are no codes, everyone does what he believes is right, and the result is confusion and danger to people and property. Codes require such things as safe wiring, proper ventilation, sufficient exits, occupancy limits, proper disposal of hazardous materials, and proper sanitation.

Support the system of law and order.

The Justice Department is charged with the responsibility of maintaining law and order in a nation. In order for a judicial system to function properly, there is a need for citizens to serve on juries and in other capacities. Other ways of supporting law and order include participation in voting, neighborhood crime watches, and community services.

6. How to Be Orderly With Employers

Honor your employer's name.

In business, a man's name is his most valuable asset. His name represents the work he does and the products he sells. His name lets people know



whether they can trust his agreements and his products. His employees represent his name by their dress, appearance, and conduct. Protect his name from those who misrepresent him or his work, and honor his name by fulfilling his goals. "A good name is rather to be chosen than great riches ..." (Proverbs 22:1).

Keep your employer's equipment in order.

Take an inventory of all the tools that your employer assigns to you for your job. Find a place for each tool, and label that place so you and others know where it is. Keep each tool clean and in good repair. Treat each tool with respect and use it only for the purposes for which it was intended. Keep your work area neat and orderly, including files, cabinets, floors, and desk areas.

Return each tool to its place after use.

One company made a study of job efficiency and found that 60 percent of the workers' time was spent looking for tools. Immediately after you use a tool, return it to its place.



Follow your employer's order of priorities.

Orderliness in the workplace requires you to function in harmony with your employer's goals and with what all those around you are doing. Find out what is most important to your employer, and do those things first. Anticipate what your employer or supervisor needs next. Understand the responsibilities of others.

Think through each task before you begin.

Mentally walk through each phase of your job to determine what tools and equipment you will need what hindrances or problems need to be resolved, what dangers to watch out for, and how the job could be done in the most efficient way. Always

look for ways to save time and money.

Establish an order of quality control.

Nothing is more discouraging or damaging than finishing a job and finding it was done wrong. Establish checkpoints at the beginning and throughout your job to make sure it is done right.

Keep a "wait time" project list.

Most jobs involve various lengths of waiting time. Have a list of profitable things you can do during these times, such as organizing records, repairing tools, cleaning your area, making necessary phone calls, or preparing for the next facet of the job.

Be a resource for important information.

The more easily accessible job-related facts you have, the more time you will save for yourself and others who consume large amounts of time looking for phone numbers, addresses, and other bits of information. Be faithful and orderly in little matters.

X. HOW TO BALANCE ORDERLINESS

1. With Flexibility

It is possible to be so organized in what we do each minute of the day that we react when one in authority gives us a new or adjusted priority. Flexibility is not setting your affections on plans or ideas which can be changed by others.



2. With Productivity

Orderliness is no substitute for productivity. We can spend all of our time getting files organized, tools prepared, and jobs planned out, but not produce the work we were hired to do. While you are working on a job, your work area may not appear to be neat; however, it can still be orderly and can be cleaned up after the job is done. "Where no oxen are, the crib is clean: but much increase is by the strength of the ox" (Proverbs 14:4).

3. With Hospitality

A home should be orderly; however, family and guests should not be made to feel they are intruding upon areas that should not be used. Rooms will have various purposes, but the sitting room is designed to sit in. If no one is allowed to use it, the principle of order is being violated. If guests come when your house is not in order, do not apologize. Let your guests know that your full attention is on them, not on your things.

4. With Genuine Love

Keeping our lives and belongings in order is a never-ending job. Sometimes we try to make life easier by establishing routines that could be viewed by others as rigid schedules that cannot be interrupted. People with needs should not be made to feel that they are intruding upon your life if they share an urgent problem with you. Do not look at your watch or become restless, but allow some time each day for occasions when you can give of your time and energy to help others.

Blessings to you, our dear friends!

We are happy to present the video, audio and paper materials that have been prepared by **New Life for Churches**. You have the privilege *upon completion of your practical assignment* to use this lecture with others.

Practical assignment

Completed

- Gather your family together and teach on orderliness. Adjust the material to the age and attention span of your children. Interact with them, even at the teen level. Don't make it a lecture! Write a short report on what you did, who was there and what interaction you had with different members.

☐

Date:

Who:

How:

- Preach on orderliness. Adapt to the audience. Use many illustrations. Write a brief report below

☐

Date:

Where:

Who:

What was the response: